

TESLA INC. FUTURE (TSLF) - EUX/C10

2024/01/22 18:37:07

Price
219.8571 USD

Difference  -1.13% (-2.51)

General attributes

Symbol	TSLFC10
Exchange	Eurex
Currency	USD
Security type	Future
Underlying	TESLA INC.
Maturity	12-2024
Contract size	300

Market data

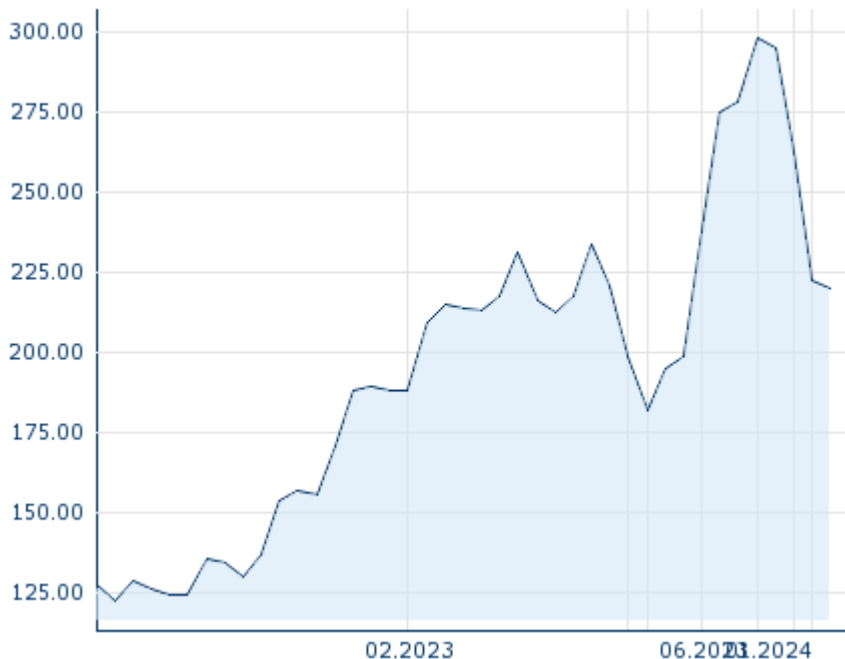
Bid (Bid size)	- USD (-)
Ask (Ask size)	- USD (-)
Open	219.8571 USD
High	219.8571 USD
Low	219.8571 USD
Close (prev. day)	222.367 USD
Underlying	TESLA INC.
Underlying price (date)	177.46 (24/05/17)
Settlement price (date)	183.84 (24/05/17)
Open Interest	0

Performance and Risk

	6m	1y	3y
Perf (%)	-25.51%	+60.71%	-
Perf (abs.)	-75.29	+83.06	-
Beta	-	-	-
Volatility	-	122.41	-

Futures and Options

Related Futures	-
Related Options	-












5y

Information about previous performance does not guarantee future performance.
Source: FactSet

Price data

Ø price 5 days Ø volume 5 days (pcs.)	221.1121 USD (0)
Ø price 30 days Ø volume 30 days (pcs.)	235.0410 USD (0)
Ø price 100 days Ø volume 100 days (pcs.)	- USD (-)
Ø price 250 days Ø volume 250 days (pcs.)	224.2552 USD (0)
YTD High date	- USD (-)
YTD Low date	- USD (-)
52 Weeks High date	298.3255 USD (2023/07/04)
52 Weeks Low date	153.8558 USD (2023/01/23)

Recent Research

on underlying	on sector	on market	
Date		Headline	Download
2024/04/26		Global Equity Ratings	
2024/04/26		Aktienempfehlungen Global	
2024/04/03		Global Equity Ratings	
2024/04/03		Aktienempfehlungen Global	
2024/03/13		Global Equity Ratings	