

# TESLA INC. FUTURE (TSLF) - EUX/C10

2024/01/22 18:37:07

**Price**  
219.8571 USD

**Difference**  -1.13% (-2.51)

### General attributes

Symbol	TSLFC10
Exchange	Eurex
Currency	USD
Security type	Future
Underlying	TESLA INC.
Maturity	12-2024
Contract size	300

### Market data

Bid (Bid size)	- USD (-)
Ask (Ask size)	- USD (-)
Open	219.8571 USD
High	219.8571 USD
Low	219.8571 USD
Close (prev. day)	222.367 USD
Underlying	TESLA INC.
Underlying price (date)	174.72 (24/05/08)
Settlement price (date)	180.96 (24/05/08)
Open Interest	0

### Performance and Risk

	6m	1y	3y
Perf (%)	-25.51%	+60.71%	-
Perf (abs.)	-75.29	+83.06	-
Beta	-	-	-
Volatility	-	122.41	-

### Futures and Options

Related Futures	-
Related Options	-

5y












Information about previous performance does not guarantee future performance.  
Source: FactSet

### Price data

Ø price 5 days   Ø volume 5 days (pcs.)	221.1121 USD (0)
Ø price 30 days   Ø volume 30 days (pcs.)	235.0410 USD (0)
Ø price 100 days   Ø volume 100 days (pcs.)	- USD (-)
Ø price 250 days   Ø volume 250 days (pcs.)	224.2552 USD (0)
YTD High   date	- USD (-)
YTD Low   date	- USD (-)
52 Weeks High   date	298.3255 USD (2023/07/04)
52 Weeks Low   date	153.8558 USD (2023/01/23)

### Recent Research

on underlying	on sector	on market	
Date		Headline	Download
2024/04/26		Global Equity Ratings	
2024/04/26		Aktienempfehlungen Global	
2024/04/03		Global Equity Ratings	
2024/04/03		Aktienempfehlungen Global	
2024/03/13		Global Equity Ratings	