

UBS AG FUTURE (UBSJ) - EUX/C10

2024/07/15 18:41:57

Price
27.6397 CHF

Difference  -0.38% (-0.11)

General attributes

Symbol	UBSJC10
Exchange	Eurex
Currency	CHF
Security type	Future
Underlying	UBS GROUP
Maturity	04-2025
Contract size	100

Market data

Bid (Bid size)	- CHF (-)
Ask (Ask size)	- CHF (-)
Open	27.6397 CHF
High	27.6397 CHF
Low	27.6397 CHF
Close (prev. day)	27.7461 CHF
Underlying	UBS GROUP
Underlying price (date)	27.91 (24/07/16)
Settlement price (date)	27.64 (24/07/15)
Open Interest	0

Performance and Risk

	6m	1y	3y
Perf (%)	+9.72%	+53.83%	-
Perf (abs.)	+2.45	+9.67	-
Beta	-	-	-
Volatility	28.67	26.06	-

Futures and Options

Related Futures	-
Related Options	-

5y












Information about previous performance does not guarantee future performance.
Source: FactSet

Price data

Ø price 5 days Ø volume 5 days (pcs.)	27.3997 CHF (0)
Ø price 30 days Ø volume 30 days (pcs.)	27.4978 CHF (0)
Ø price 100 days Ø volume 100 days (pcs.)	26.5312 CHF (0)
Ø price 250 days Ø volume 250 days (pcs.)	24.0481 CHF (0)
YTD High date	28.3697 CHF (2024/04/04)
YTD Low date	23.6797 CHF (2024/02/07)
52 Weeks High date	28.3697 CHF (2024/04/04)
52 Weeks Low date	18.0166 CHF (2023/07/17)

Recent Research

on underlying on sector on market			
Date		Headline	Download
2024/07/15		Aktienempfehlungen Global	
2024/07/12		Global Equity Ratings	
2024/06/21		Global Equity Ratings	
2024/06/21		Aktienempfehlungen Global	
2024/06/14		Global Equity Ratings	