

UBS AG FUTURE (UBSJ) - EUX/C10

2024/04/30 18:40:07

Price
24.5285 CHF

Difference  -1.41% (-0.35)

General attributes

Symbol	UBSJC10
Exchange	Eurex
Currency	CHF
Security type	Future
Underlying	UBS GROUP
Maturity	02-2025
Contract size	100

Market data

Bid (Bid size)	- CHF (-)
Ask (Ask size)	- CHF (-)
Open	24.5285 CHF
High	24.5285 CHF
Low	24.5285 CHF
Close (prev. day)	24.8789 CHF
Underlying	UBS GROUP
Underlying price (date)	24.59 (24/05/03)
Settlement price (date)	24.85 (24/05/03)
Open Interest	0

Performance and Risk

	6m	1y	3y
Perf (%)	+12.43%	+36.65%	-
Perf (abs.)	+2.72	+6.59	-
Beta	-	-	-
Volatility	24.15	23.75	-

Futures and Options

Related Futures	-
Related Options	-

5y












Information about previous performance does not guarantee future performance.
Source: FactSet

Price data

Ø price 5 days Ø volume 5 days (pcs.)	24.7098 CHF (0)
Ø price 30 days Ø volume 30 days (pcs.)	26.5257 CHF (0)
Ø price 100 days Ø volume 100 days (pcs.)	25.7274 CHF (0)
Ø price 250 days Ø volume 250 days (pcs.)	22.6213 CHF (0)
YTD High date	28.3697 CHF (2024/04/04)
YTD Low date	23.6797 CHF (2024/02/07)
52 Weeks High date	28.3697 CHF (2024/04/04)
52 Weeks Low date	16.9846 CHF (2023/05/04)

Recent Research

on underlying	on sector	on market	
Date		Headline	Download
2024/04/26		Global Equity Ratings	
2024/04/26		Aktienempfehlungen Global	
2024/04/03		Global Equity Ratings	
2024/04/03		Aktienempfehlungen Global	
2024/03/13		Global Equity Ratings	