

UBER TECHNOLOGIES INC. FUTURE (UBRF) - EUX/C1

2024/10/18 18:57:35

Price
80.53 USD
 Difference  0.51% (0.41)

General attributes

Symbol	UBRFC1
Exchange	Eurex
Currency	USD
Security type	Future
Underlying	UBER TECHNOLOGIES INC.
Maturity	11-2024
Contract size	100

Market data

Bid (Bid size)	- USD (-)
Ask (Ask size)	- USD (-)
Open	80.53 USD
High	80.53 USD
Low	80.53 USD
Close (prev. day)	80.1241 USD
Underlying	UBER TECHNOLOGIES INC.
Underlying price (date)	79.16 (24/10/18)
Settlement price (date)	79.35 (24/10/18)
Open Interest	0

Performance and Risk

	6m	1y	3y
Perf (%)	+11.15%	+84.60%	-
Perf (abs.)	+8.08	+36.91	-
Beta	-	-	-
Volatility	42.70	38.23	-

Futures and Options

Related Futures	-
Related Options	-

5y












Information about previous performance does not guarantee future performance.
 Source: FactSet

Price data

Ø price 5 days Ø volume 5 days (pcs.)	82.38 USD (0)
Ø price 30 days Ø volume 30 days (pcs.)	75.78 USD (0)
Ø price 100 days Ø volume 100 days (pcs.)	71.94 USD (0)
Ø price 250 days Ø volume 250 days (pcs.)	68.58 USD (0)
YTD High date	85.55 USD (2024/10/11)
YTD Low date	57.79 USD (2024/08/05)
52 Weeks High date	85.55 USD (2024/10/11)
52 Weeks Low date	40.68 USD (2023/10/26)

Recent Research

on underlying	on sector	on market	
Date		Headline	Download
2024/09/27		Global Equity Ratings	
2024/09/27		Aktienempfehlungen Global	
2024/09/11		Global Equity Ratings	
2024/09/11		Aktienempfehlungen Global	
2024/09/05		Global Equity Ratings	