

TESLA INC. FUTURE (TSLF) - EUX/C11

2024/07/17 18:46:26

Price
253.5011 USD

Difference  **-2.13% (-5.51)**

General attributes

Symbol	TSLFC11
Exchange	Eurex
Currency	USD
Security type	Future
Underlying	TESLA INC.
Maturity	12-2024
Contract size	300

Market data

Bid (Bid size)	- USD (-)
Ask (Ask size)	- USD (-)
Open	253.5011 USD
High	253.5011 USD
Low	253.5011 USD
Close (prev. day)	259.008 USD
Underlying	TESLA INC.
Underlying price (date)	248.53 (24/07/17)
Settlement price (date)	253.50 (24/07/17)
Open Interest	0

Performance and Risk

	6m	1y	3y
Perf (%)	+12.44%	-14.04%	-
Perf (abs.)	+28.66	-42.30	-
Beta	-	-	-
Volatility	113.19	102.84	-

Futures and Options

Related Futures	-
Related Options	-

5y












Information about previous performance does not guarantee future performance.
 Source: FactSet

Price data

Ø price 5 days Ø volume 5 days (pcs.)	261.0769 USD (0)
Ø price 30 days Ø volume 30 days (pcs.)	215.7850 USD (0)
Ø price 100 days Ø volume 100 days (pcs.)	185.4296 USD (0)
Ø price 250 days Ø volume 250 days (pcs.)	213.4379 USD (0)
YTD High date	266.5031 USD (2024/07/15)
YTD Low date	145.9515 USD (2024/04/22)
52 Weeks High date	309.7789 USD (2023/07/17)
52 Weeks Low date	145.9515 USD (2024/04/22)

Recent Research

on underlying	on sector	on market	
Date		Headline	Download
2024/07/15		Aktienempfehlungen Global	
2024/07/12		Global Equity Ratings	
2024/06/21		Global Equity Ratings	
2024/06/21		Aktienempfehlungen Global	
2024/06/14		Global Equity Ratings	