

TESLA INC. FUTURE (TSLF) - EUX/C1

2024/02/01 18:37:39

Price
194.5601 USD

Difference  -20.86% (-51.28)

General attributes

Symbol	TSLFC1
Exchange	Eurex
Currency	USD
Security type	Future
Underlying	TESLA INC.
Maturity	12-2024
Contract size	300

Market data

Bid (Bid size)	- USD (-)
Ask (Ask size)	- USD (-)
Open	194.5601 USD
High	194.5601 USD
Low	194.5601 USD
Close (prev. day)	245.8364 USD
Underlying	TESLA INC.
Underlying price (date)	216.12 (24/08/16)
Settlement price (date)	219.51 (24/08/16)
Open Interest	0

Performance and Risk

	6m	1y	3y
Perf (%)	-26.18%	+12.33%	-
Perf (abs.)	-69.01	+21.35	-
Beta	-	-	-
Volatility	63.73	55.81	-

Futures and Options

Related Futures	-
Related Options	-

5y












Information about previous performance does not guarantee future performance.
Source: FactSet

Price data

Ø price 5 days Ø volume 5 days (pcs.)	- USD (-)
Ø price 30 days Ø volume 30 days (pcs.)	241.5977 USD (0)
Ø price 100 days Ø volume 100 days (pcs.)	241.3452 USD (11)
Ø price 250 days Ø volume 250 days (pcs.)	226.1100 USD (5)
YTD High date	253.6352 USD (2024/01/04)
YTD Low date	194.5601 USD (2024/02/01)
52 Weeks High date	297.6657 USD (2023/07/19)
52 Weeks Low date	156.2470 USD (2023/04/26)

Recent Research

on underlying	on sector	on market	
Date		Headline	Download
2024/08/12		Global Equity Ratings	
2024/08/12		Aktienempfehlungen Global	
2024/07/24		Global Equity Ratings	
2024/07/24		Aktienempfehlungen Global	
2024/07/15		Aktienempfehlungen Global	