

UBER TECHNOLOGIES INC. FUTURE (UBRF) - EUX/C13

2024/07/15 18:41:57

Price
75.6774 USD

Difference  **-1.56% (-1.20)**

General attributes

Symbol: UBRFC13
 Exchange: Eurex
 Currency: USD
 Security type: Future
 Underlying: UBER TECHNOLOGIES INC.
 Maturity: 07-2025
 Contract size: 100

Market data

Bid (Bid size): - USD (-)
 Ask (Ask size): - USD (-)
 Open: 75.6774 USD
 High: 75.6774 USD
 Low: 75.6774 USD
 Close (prev. day): 76.8793 USD
 Underlying: UBER TECHNOLOGIES INC.
 Underlying price (date): 74.72 (24/07/16)
 Settlement price (date): 75.68 (24/07/15)
 Open Interest: 0

Performance and Risk

	6m	1y	3y
Perf (%)	+12.91%	+57.21%	-
Perf (abs.)	+8.65	+27.54	-
Beta	-	-	-
Volatility	38.76	36.46	-

Futures and Options

Related Futures: -
 Related Options: -












Information about previous performance does not guarantee future performance.
 Source: FactSet

Price data

Ø price 5 days | Ø volume 5 days (pcs.): - USD (-)
 Ø price 30 days | Ø volume 30 days (pcs.): 74.5560 USD (0)
 Ø price 100 days | Ø volume 100 days (pcs.): 79.5877 USD (0)
 Ø price 250 days | Ø volume 250 days (pcs.): 62.9653 USD (0)
 YTD High | date: 86.8421 USD (2024/02/19)
 YTD Low | date: 61.2215 USD (2024/01/05)
 52 Weeks High | date: 86.8421 USD (2024/02/19)
 52 Weeks Low | date: 43.0276 USD (2023/10/26)

Recent Research

on underlying on sector on market			
Date		Headline	Download
2024/07/15		Aktienempfehlungen Global	
2024/07/12		Global Equity Ratings	
2024/06/21		Global Equity Ratings	
2024/06/21		Aktienempfehlungen Global	
2024/06/14		Global Equity Ratings	