

KONE CORP. [NEW] FUTURE (TKC4) - EUX/C6

2024/04/30 19:06:44

Price
51.8521 EURDifference  -0.92% (-0.48)

General attributes

| | |
|---------------|----------|
| Symbol | TKC4C6 |
| Exchange | Eurex |
| Currency | EUR |
| Security type | Future |
| Underlying | KONE OYJ |
| Maturity | 03-2025 |
| Contract size | 100 |

Market data

| | |
|-------------------------|------------------|
| Bid (Bid size) | - EUR (-) |
| Ask (Ask size) | - EUR (-) |
| Open | 51.8521 EUR |
| High | 51.8521 EUR |
| Low | 51.8521 EUR |
| Close (prev. day) | 52.3313 EUR |
| Underlying | KONE OYJ |
| Underlying price (date) | 46.79 (24/05/31) |
| Settlement price (date) | 52.63 (24/05/31) |
| Open Interest | 0 |

Performance and Risk

| | 6m | 1y | 3y |
|-------------|---------|---------|----|
| Perf (%) | +12.87% | -10.11% | - |
| Perf (abs.) | +6.10 | -6.01 | - |
| Beta | - | - | - |
| Volatility | 19.62 | 19.68 | - |

Futures and Options

| | |
|-----------------|---|
| Related Futures | - |
| Related Options | - |













Information about previous performance does not guarantee future performance.
Source: FactSet

Price data

| | |
|---------------------------------------------|--------------------------|
| Ø price 5 days Ø volume 5 days (pcs.) | 52.4005 EUR (0) |
| Ø price 30 days Ø volume 30 days (pcs.) | 50.1200 EUR (0) |
| Ø price 100 days Ø volume 100 days (pcs.) | 50.1156 EUR (0) |
| Ø price 250 days Ø volume 250 days (pcs.) | 50.0927 EUR (0) |
| YTD High date | 53.4696 EUR (2024/05/06) |
| YTD Low date | 47.9333 EUR (2024/01/19) |
| 52 Weeks High date | 59.4891 EUR (2023/05/08) |
| 52 Weeks Low date | 44.0698 EUR (2023/10/24) |

Recent Research

| on underlying | on sector | on market | |
|---------------|-------------------------------------------------------------------------------------|---------------------------|---------------------------------------------------------------------------------------|
| Date | | Headline | Download |
| 2023/10/27 |  | Global Equity Ratings |  |
| 2023/10/27 |  | Aktienempfehlungen Global |  |
| 2023/09/29 |  | Global Equity Ratings |  |
| 2023/09/29 |  | Aktienempfehlungen Global |  |
| 2023/09/08 |  | Global Equity Ratings |  |