

## KONE CORP. [NEW] FUTURE (TKC4) - EUX/C6

2024/04/30 19:06:44

Price  
**51.8521** EURDifference  -0.92% (-0.48)

## General attributes

|               |          |
|---------------|----------|
| Symbol        | TKC4C6   |
| Exchange      | Eurex    |
| Currency      | EUR      |
| Security type | Future   |
| Underlying    | KONE OYJ |
| Maturity      | 03-2025  |
| Contract size | 100      |

## Market data

|                         |                  |
|-------------------------|------------------|
| Bid (Bid size)          | - EUR (-)        |
| Ask (Ask size)          | - EUR (-)        |
| Open                    | 51.8521 EUR      |
| High                    | 51.8521 EUR      |
| Low                     | 51.8521 EUR      |
| Close (prev. day)       | 52.3313 EUR      |
| Underlying              | KONE OYJ         |
| Underlying price (date) | 49.31 (24/05/10) |
| Settlement price (date) | 55.31 (24/05/10) |
| Open Interest           | 0                |

## Performance and Risk

|             | 6m      | 1y      | 3y |
|-------------|---------|---------|----|
| Perf (%)    | +12.87% | -10.11% | -  |
| Perf (abs.) | +6.10   | -6.01   | -  |
| Beta        | -       | -       | -  |
| Volatility  | 19.62   | 19.68   | -  |

## Futures and Options

|                 |   |
|-----------------|---|
| Related Futures | - |
| Related Options | - |













Information about previous performance does not guarantee future performance.  
Source: FactSet

## Price data

|   |                          |
|---|--------------------------|
| Ø price 5 days   Ø volume 5 days (pcs.)     | 52.4005 EUR (0)          |
| Ø price 30 days   Ø volume 30 days (pcs.)   | 50.1200 EUR (0)          |
| Ø price 100 days   Ø volume 100 days (pcs.) | 50.1156 EUR (0)          |
| Ø price 250 days   Ø volume 250 days (pcs.) | 50.0927 EUR (0)          |
| YTD High   date                             | 53.4696 EUR (2024/05/06) |
| YTD Low   date                              | 47.9333 EUR (2024/01/19) |
| 52 Weeks High   date                        | 59.4891 EUR (2023/05/08) |
| 52 Weeks Low   date                         | 44.0698 EUR (2023/10/24) |

## Recent Research

| on underlying | on sector   | on market                 |   |
|---------------|---|---------------------------|---|
| Date          |   | Headline                  | Download  |
| 2023/10/27    |  | Global Equity Ratings     |  |
| 2023/10/27    |  | Aktienempfehlungen Global |  |
| 2023/09/29    |  | Global Equity Ratings     |  |
| 2023/09/29    |  | Aktienempfehlungen Global |  |
| 2023/09/08    |  | Global Equity Ratings     |  |