

## KONE CORP. [NEW] FUTURE (TKC4) - EUX/C6

2024/04/30 19:06:44

Price  
**51.8521** EURDifference  -0.92% (-0.48)

## General attributes

Symbol	TKC4C6
Exchange	Eurex
Currency	EUR
Security type	Future
Underlying	KONE OYJ
Maturity	03-2025
Contract size	100

## Market data

Bid (Bid size)	- EUR (-)
Ask (Ask size)	- EUR (-)
Open	51.8521 EUR
High	51.8521 EUR
Low	51.8521 EUR
Close (prev. day)	52.3313 EUR
Underlying	KONE OYJ
Underlying price (date)	49.31 (24/05/10)
Settlement price (date)	55.31 (24/05/10)
Open Interest	0

## Performance and Risk

	6m	1y	3y
Perf (%)	+12.87%	-10.11%	-
Perf (abs.)	+6.10	-6.01	-
Beta	-	-	-
Volatility	19.62	19.68	-

## Futures and Options

Related Futures	-
Related Options	-












Information about previous performance does not guarantee future performance.  
Source: FactSet

## Price data

Ø price 5 days   Ø volume 5 days (pcs.)	52.4178 EUR (0)
Ø price 30 days   Ø volume 30 days (pcs.)	50.1325 EUR (0)
Ø price 100 days   Ø volume 100 days (pcs.)	50.1564 EUR (0)
Ø price 250 days   Ø volume 250 days (pcs.)	50.0621 EUR (0)
YTD High   date	53.4696 EUR (2024/05/06)
YTD Low   date	47.9333 EUR (2024/01/19)
52 Weeks High   date	59.4891 EUR (2023/05/08)
52 Weeks Low   date	44.0698 EUR (2023/10/24)

## Recent Research

on underlying	on sector	on market	
Date		Headline	Download
2023/10/27		Global Equity Ratings	
2023/10/27		Aktienempfehlungen Global	
2023/09/29		Global Equity Ratings	
2023/09/29		Aktienempfehlungen Global	
2023/09/08		Global Equity Ratings	