

VIVENDI S.A. FUTURE (TVVU) - EUX/C9

2024/06/21 19:40:06

Price
10.2081 EUR

Difference  **-1.24% (-0.13)**

General attributes

Symbol	TVVUC9
Exchange	Eurex
Currency	EUR
Security type	Future
Underlying	VIVENDI SE
Maturity	12-2025
Contract size	100

Market data

Bid (Bid size)	- EUR (-)
Ask (Ask size)	- EUR (-)
Open	10.2081 EUR
High	10.2081 EUR
Low	10.2081 EUR
Close (prev. day)	10.3365 EUR
Underlying	VIVENDI SE
Underlying price (date)	9.79 (24/06/21)
Settlement price (date)	10.21 (24/06/21)
Open Interest	0

Performance and Risk

	6m	1y	3y
Perf (%)	+2.77%	+15.58%	-
Perf (abs.)	+0.27	+1.38	-
Beta	-	-	-
Volatility	15.99	23.53	-

Futures and Options

Related Futures	-
Related Options	-

5y












Information about previous performance does not guarantee future performance.
Source: FactSet

Price data

Ø price 5 days Ø volume 5 days (pcs.)	10.1689 EUR (0)
Ø price 30 days Ø volume 30 days (pcs.)	- EUR (-)
Ø price 100 days Ø volume 100 days (pcs.)	10.3578 EUR (0)
Ø price 250 days Ø volume 250 days (pcs.)	9.7321 EUR (0)
YTD High date	10.7813 EUR (2024/01/31)
YTD Low date	9.9366 EUR (2024/06/17)
52 Weeks High date	10.7813 EUR (2024/01/31)
52 Weeks Low date	8.5033 EUR (2023/08/18)

Recent Research

on sector		on market	
Date		Headline	Download
2024/06/21		Global Equity Ratings	
2024/06/21		Aktienempfehlungen Global	
2024/06/14		Equity Weekly	
2024/06/14		Global Equity Ratings	
2024/06/14		Aktienempfehlungen Global	