

# TARGET CORP. FUTURE (TGTF) - EUX/C11

2024/04/30 18:40:03

Price  
**164.545** USD

Difference  -1.37% (-2.28)

### General attributes

Symbol	TGTFC11
Exchange	Eurex
Currency	USD
Security type	Future
Underlying	TARGET CORP
Maturity	03-2025
Contract size	100

### Market data

Bid (Bid size)	- USD (-)
Ask (Ask size)	- USD (-)
Open	164.545 USD
High	164.545 USD
Low	164.545 USD
Close (prev. day)	166.8263 USD
Underlying	TARGET CORP
Underlying price (date)	158.96 (24/05/14)
Settlement price (date)	163.33 (24/05/14)
Open Interest	0

### Performance and Risk

	6m	1y	3y
Perf (%)	+50.64%	+2.41%	-
Perf (abs.)	+55.31	+3.87	-
Beta	-	-	-
Volatility	33.21	30.91	-

### Futures and Options

Related Futures	-
Related Options	-












Information about previous performance does not guarantee future performance.  
Source: FactSet

### Price data

Ø price 5 days   Ø volume 5 days (pcs.)	167.741 USD (0)
Ø price 30 days   Ø volume 30 days (pcs.)	172.751 USD (0)
Ø price 100 days   Ø volume 100 days (pcs.)	156.154 USD (0)
Ø price 250 days   Ø volume 250 days (pcs.)	140.078 USD (0)
YTD High   date	180.261 USD (2024/04/02)
YTD Low   date	138.748 USD (2024/01/18)
52 Weeks High   date	180.261 USD (2024/04/02)
52 Weeks Low   date	105.176 USD (2023/10/09)

### Recent Research

on sector		on market	
Date		Headline	Download
2024/04/26		Global Equity Ratings	
2024/04/26		Aktienempfehlungen Global	
2024/04/03		Global Equity Ratings	
2024/04/03		Aktienempfehlungen Global	
2024/03/13		Global Equity Ratings	