

WALMART INC. FUTURE (WMTF) - EUX/C10

2024/07/26 18:36:07

Price
71.865 USDDifference  -0.80% (-0.58)

General attributes

Symbol	WMTFC10
Exchange	Eurex
Currency	USD
Security type	Future
Underlying	WALMART INC.
Maturity	05-2025
Contract size	100

Market data

Bid (Bid size)	- USD (-)
Ask (Ask size)	- USD (-)
Open	71.865 USD
High	71.865 USD
Low	71.865 USD
Close (prev. day)	72.4424 USD
Underlying	WALMART INC.
Underlying price (date)	69.78 (24/07/26)
Settlement price (date)	71.86 (24/07/26)
Open Interest	0

Performance and Risk

	6m	1y	3y
Perf (%)	-57.37%	-56.52%	-
Perf (abs.)	-96.72	-93.42	-
Beta	-	-	-
Volatility	192.80	121.15	-

Futures and Options

Related Futures	-
Related Options	-












Information about previous performance does not guarantee future performance.
Source: FactSet

Price data

Ø price 5 days Ø volume 5 days (pcs.)	72.432 USD (0)
Ø price 30 days Ø volume 30 days (pcs.)	71.654 USD (0)
Ø price 100 days Ø volume 100 days (pcs.)	64.826 USD (0)
Ø price 250 days Ø volume 250 days (pcs.)	134.913 USD (0)
YTD High date	181.870 USD (2024/02/20)
YTD Low date	60.255 USD (2024/03/01)
52 Weeks High date	181.870 USD (2024/02/20)
52 Weeks Low date	60.255 USD (2024/03/01)

Recent Research

on underlying	on sector	on market	
Date		Headline	Download
2024/07/24		Global Equity Ratings	
2024/07/24		Aktienempfehlungen Global	
2024/07/15		Aktienempfehlungen Global	
2024/07/12		Global Equity Ratings	
2024/06/21		Equity Weekly	