

UNILEVER PLC FUTURE (UNIH) - EUX/C10

2024/07/15 18:41:58

Price
52.742 EUR

Difference  -0.69% (-0.37)

General attributes

Symbol	UNIHC10
Exchange	Eurex
Currency	EUR
Security type	Future
Underlying	UNILEVER PLC
Maturity	04-2025
Contract size	100

Market data

Bid (Bid size)	- EUR (-)
Ask (Ask size)	- EUR (-)
Open	52.742 EUR
High	52.742 EUR
Low	52.742 EUR
Close (prev. day)	53.1082 EUR
Underlying	UNILEVER PLC
Underlying price (date)	4,409.00 (24/07/16)
Settlement price (date)	52.74 (24/07/15)
Open Interest	0

Performance and Risk

	6m	1y	3y
Perf (%)	+18.51%	+12.74%	-
Perf (abs.)	+8.24	+5.96	-
Beta	-	-	-
Volatility	22.77	17.91	-

Futures and Options

Related Futures	-
Related Options	-

5y












Information about previous performance does not guarantee future performance.
Source: FactSet

Price data

Ø price 5 days Ø volume 5 days (pcs.)	52.617 EUR (0)
Ø price 30 days Ø volume 30 days (pcs.)	52.514 EUR (0)
Ø price 100 days Ø volume 100 days (pcs.)	47.061 EUR (0)
Ø price 250 days Ø volume 250 days (pcs.)	46.123 EUR (0)
YTD High date	53.108 EUR (2024/07/12)
YTD Low date	42.843 EUR (2024/01/22)
52 Weeks High date	53.108 EUR (2024/07/12)
52 Weeks Low date	42.843 EUR (2024/01/22)

Recent Research

on underlying		on sector	
Date		Headline	Download
2024/07/15		Aktienempfehlungen Global	
2024/07/12		Global Equity Ratings	
2024/06/21		Global Equity Ratings	
2024/06/21		Aktienempfehlungen Global	
2024/06/14		Global Equity Ratings	