

UBS AG FUTURE (UBSJ) - EUX/C13

2024/04/22 18:37:06

Price
24.9069 CHF

Difference  -0.57% (-0.14)

General attributes

Symbol	UBSJC13
Exchange	Eurex
Currency	CHF
Security type	Future
Underlying	UBS GROUP
Maturity	05-2025
Contract size	100

Market data

Bid (Bid size)	- CHF (-)
Ask (Ask size)	- CHF (-)
Open	24.9069 CHF
High	24.9069 CHF
Low	24.9069 CHF
Close (prev. day)	25.0497 CHF
Underlying	UBS GROUP
Underlying price (date)	25.67 (24/04/23)
Settlement price (date)	24.75 (24/04/22)
Open Interest	0

Performance and Risk

	6m	1y	3y
Perf (%)	+18.14%	+38.45%	-
Perf (abs.)	+3.82	+6.92	-
Beta	-	-	-
Volatility	24.24	24.70	-

Futures and Options

Related Futures	-
Related Options	-

5y












Information about previous performance does not guarantee future performance.
Source: FactSet

Price data

Ø price 5 days Ø volume 5 days (pcs.)	24.9988 CHF (0)
Ø price 30 days Ø volume 30 days (pcs.)	26.8447 CHF (0)
Ø price 100 days Ø volume 100 days (pcs.)	25.6398 CHF (0)
Ø price 250 days Ø volume 250 days (pcs.)	22.4052 CHF (0)
YTD High date	28.1147 CHF (2024/03/15)
YTD Low date	23.7574 CHF (2024/02/07)
52 Weeks High date	28.1147 CHF (2024/03/15)
52 Weeks Low date	16.6475 CHF (2023/05/04)

Recent Research

on underlying	on sector	on market	
Date		Headline	Download
2024/04/03		Global Equity Ratings	
2024/04/03		Aktienempfehlungen Global	
2024/03/13		Global Equity Ratings	
2024/03/13		Aktienempfehlungen Global	
2024/02/22		Aktienempfehlungen Global	