

# TRAVELERS COMPANIES INC.,THE FUTURE (TRVF) - EUX/C12

2024/07/26 18:36:01

**Price**  
**220.606** USD  
 Difference  1.21% (2.63)

**General attributes**

Symbol TRVFC12  
 Exchange Eurex  
 Currency USD  
 Security type Future  
 Underlying TRAVELERS COMPANIES INC (THE)  
 Maturity 07-2025  
 Contract size 100

**Market data**

Bid (Bid size) - USD (-)  
 Ask (Ask size) - USD (-)  
 Open 220.606 USD  
 High 220.606 USD  
 Low 220.606 USD  
 Close (prev. day) 217.9732 USD  
 Underlying TRAVELERS COMPANIES INC (THE)  
 Underlying price (date) 213.85 (24/07/26)  
 Settlement price (date) 220.61 (24/07/26)  
 Open Interest 0

**Performance and Risk**

	6m	1y	3y
Perf (%)	+0.80%	+22.42%	-
Perf (abs.)	+1.76	+40.41	-
Beta	-	-	-
Volatility	27.93	22.62	-

**Futures and Options**

Related Futures -  
 Related Options -

5y











Information about previous performance does not guarantee future performance.  
 Source: FactSet

**Price data**

Ø price 5 days   Ø volume 5 days (pcs.)	215.626 USD (0)
Ø price 30 days   Ø volume 30 days (pcs.)	216.677 USD (0)
Ø price 100 days   Ø volume 100 days (pcs.)	224.170 USD (0)
Ø price 250 days   Ø volume 250 days (pcs.)	198.414 USD (0)
YTD High   date	240.341 USD (2024/04/04)
YTD Low   date	196.910 USD (2024/01/09)
52 Weeks High   date	240.341 USD (2024/04/04)
52 Weeks Low   date	165.073 USD (2023/10/24)

**Recent Research**

on sector		on market	
Date		Headline	Download
2024/07/24		Global Equity Ratings	
2024/07/24		Aktienempfehlungen Global	
2024/07/19		Equity Weekly	
2024/07/15		Aktienempfehlungen Global	
2024/07/12		Global Equity Ratings	