

KONE CORP. [NEW] FUTURE (TKC4) - EUX/C7

2024/05/06 18:52:44

Price
53.4903 EURDifference  1.51% (0.79)

General attributes

Symbol	TKC4C7
Exchange	Eurex
Currency	EUR
Security type	Future
Underlying	KONE OYJ
Maturity	06-2025
Contract size	100

Market data

Bid (Bid size)	- EUR (-)
Ask (Ask size)	- EUR (-)
Open	53.4903 EUR
High	53.4903 EUR
Low	53.4903 EUR
Close (prev. day)	52.6972 EUR
Underlying	KONE OYJ
Underlying price (date)	46.79 (24/05/31)
Settlement price (date)	52.63 (24/05/31)
Open Interest	0

Performance and Risk

	6m	1y	3y
Perf (%)	+12.86%	-10.10%	-
Perf (abs.)	+6.09	-6.01	-
Beta	-	-	-
Volatility	19.57	19.88	-

Futures and Options

Related Futures	-
Related Options	-












Information about previous performance does not guarantee future performance.
Source: FactSet

Price data

Ø price 5 days Ø volume 5 days (pcs.)	52.4216 EUR (0)
Ø price 30 days Ø volume 30 days (pcs.)	50.1655 EUR (0)
Ø price 100 days Ø volume 100 days (pcs.)	49.9789 EUR (0)
Ø price 250 days Ø volume 250 days (pcs.)	50.0354 EUR (0)
YTD High date	53.4903 EUR (2024/05/06)
YTD Low date	47.6586 EUR (2024/01/19)
52 Weeks High date	59.5050 EUR (2023/05/08)
52 Weeks Low date	44.0918 EUR (2023/10/24)

Recent Research

on underlying	on sector	on market	
Date		Headline	Download
2023/10/27		Global Equity Ratings	
2023/10/27		Aktienempfehlungen Global	
2023/09/29		Global Equity Ratings	
2023/09/29		Aktienempfehlungen Global	
2023/09/08		Global Equity Ratings	