

## KONE CORP. [NEW] FUTURE (TKC4) - EUX/C8

2024/09/13 18:47:59

Price  
**55.9615** EURDifference  1.18% (0.65)

## General attributes

Symbol	TKC4C8
Exchange	Eurex
Currency	EUR
Security type	Future
Underlying	KONE OYJ
Maturity	12-2025
Contract size	100

## Market data

Bid (Bid size)	- EUR (-)
Ask (Ask size)	- EUR (-)
Open	55.9615 EUR
High	55.9615 EUR
Low	55.9615 EUR
Close (prev. day)	55.3079 EUR
Underlying	KONE OYJ
Underlying price (date)	50.32 (24/09/13)
Settlement price (date)	55.96 (24/09/13)
Open Interest	0

## Performance and Risk

	6m	1y	3y
Perf (%)	+13.05%	+21.28%	-
Perf (abs.)	+6.46	+9.82	-
Beta	-	-	-
Volatility	20.38	22.77	-

## Futures and Options

Related Futures	-
Related Options	-












5y

Information about previous performance does not guarantee future performance.  
Source: FactSet

## Price data

Ø price 5 days   Ø volume 5 days (pcs.)	54.9306 EUR (0)
Ø price 30 days   Ø volume 30 days (pcs.)	53.4521 EUR (0)
Ø price 100 days   Ø volume 100 days (pcs.)	53.1247 EUR (0)
Ø price 250 days   Ø volume 250 days (pcs.)	50.3198 EUR (0)
YTD High   date	55.9615 EUR (2024/09/13)
YTD Low   date	47.6769 EUR (2024/01/19)
52 Weeks High   date	55.9615 EUR (2024/09/13)
52 Weeks Low   date	43.9457 EUR (2023/10/23)

## Recent Research

on underlying	on sector	on market	
Date		Headline	Download
2023/10/27		Global Equity Ratings	
2023/10/27		Aktienempfehlungen Global	
2023/09/29		Global Equity Ratings	
2023/09/29		Aktienempfehlungen Global	
2023/09/08		Global Equity Ratings	