

## KONE CORP. [NEW] FUTURE (TKC4) - EUX/C8

2024/07/15 19:36:39

Price  
**52.8061** EURDifference  -1.56% (-0.83)

## General attributes

Symbol	TKC4C8
Exchange	Eurex
Currency	EUR
Security type	Future
Underlying	KONE OYJ
Maturity	12-2025
Contract size	100

## Market data

Bid (Bid size)	- EUR (-)
Ask (Ask size)	- EUR (-)
Open	52.8061 EUR
High	52.8061 EUR
Low	52.8061 EUR
Close (prev. day)	53.6407 EUR
Underlying	KONE OYJ
Underlying price (date)	46.52 (24/07/16)
Settlement price (date)	52.81 (24/07/15)
Open Interest	0

## Performance and Risk

	6m	1y	3y
Perf (%)	+4.71%	-1.65%	-
Perf (abs.)	+2.37	-0.89	-
Beta	-	-	-
Volatility	27.64	24.13	-

## Futures and Options

Related Futures	-
Related Options	-












Information about previous performance does not guarantee future performance.  
Source: FactSet

## Price data

Ø price 5 days   Ø volume 5 days (pcs.)	52.9160 EUR (0)
Ø price 30 days   Ø volume 30 days (pcs.)	- EUR (-)
Ø price 100 days   Ø volume 100 days (pcs.)	50.5829 EUR (0)
Ø price 250 days   Ø volume 250 days (pcs.)	49.2067 EUR (0)
YTD High   date	53.6407 EUR (2024/07/12)
YTD Low   date	47.6769 EUR (2024/01/19)
52 Weeks High   date	53.8840 EUR (2023/07/18)
52 Weeks Low   date	43.9457 EUR (2023/10/23)

## Recent Research

on underlying	on sector	on market	
Date		Headline	Download
2023/10/27		Global Equity Ratings	
2023/10/27		Aktienempfehlungen Global	
2023/09/29		Global Equity Ratings	
2023/09/29		Aktienempfehlungen Global	
2023/09/08		Global Equity Ratings	