

VOLKSWAGEN AG FUTURE (TVO3) - EUX/C2

2024/08/09 18:44:48

Price
133.0999 EUR

Difference  -0.25% (-0.33)

General attributes

Symbol	TVO3C2
Exchange	Eurex
Currency	EUR
Security type	Future
Underlying	VOLKSWAGEN AG VZ
Maturity	09-2024
Contract size	100

Market data

Bid (Bid size)	- EUR (-)
Ask (Ask size)	- EUR (-)
Open	133.0999 EUR
High	133.0999 EUR
Low	133.0999 EUR
Close (prev. day)	133.4292 EUR
Underlying	VOLKSWAGEN AG VZ
Underlying price (date)	93.94 (24/08/09)
Settlement price (date)	133.10 (24/08/09)
Open Interest	0

Performance and Risk

	6m	1y	3y
Perf (%)	-13.20%	-13.44%	-
Perf (abs.)	-20.23	-20.67	-
Beta	-	-	-
Volatility	20.42	17.94	-

Futures and Options

Related Futures	-
Related Options	-












Information about previous performance does not guarantee future performance.
 Source: FactSet

Price data

Ø price 5 days Ø volume 5 days (pcs.)	133.0922 EUR (0)
Ø price 30 days Ø volume 30 days (pcs.)	141.5932 EUR (0)
Ø price 100 days Ø volume 100 days (pcs.)	149.0240 EUR (0)
Ø price 250 days Ø volume 250 days (pcs.)	147.7004 EUR (5)
YTD High date	162.5072 EUR (2024/04/04)
YTD Low date	132.2890 EUR (2024/08/06)
52 Weeks High date	162.5072 EUR (2024/04/04)
52 Weeks Low date	132.2890 EUR (2024/08/06)

Recent Research

on underlying	on sector	on market	
Date		Headline	Download
2024/07/24		Global Equity Ratings	
2024/07/24		Aktienempfehlungen Global	
2024/07/15		Aktienempfehlungen Global	
2024/07/12		Global Equity Ratings	
2024/06/21		Global Equity Ratings	