

KONE CORP. [NEW] FUTURE (TKC4) - EUX/C9

2024/07/15 19:36:39

Price
52.6176 EUR

Difference  -1.56% (-0.84)

General attributes

Symbol	TKC4C9
Exchange	Eurex
Currency	EUR
Security type	Future
Underlying	KONE OYJ
Maturity	06-2026
Contract size	100

Market data

Bid (Bid size)	- EUR (-)
Ask (Ask size)	- EUR (-)
Open	52.6176 EUR
High	52.6176 EUR
Low	52.6176 EUR
Close (prev. day)	53.4532 EUR
Underlying	KONE OYJ
Underlying price (date)	46.55 (24/07/16)
Settlement price (date)	52.62 (24/07/15)
Open Interest	0

Performance and Risk

	6m	1y	3y
Perf (%)	+4.25%	-1.76%	-
Perf (abs.)	+2.14	-0.94	-
Beta	-	-	-
Volatility	21.05	22.01	-

Futures and Options

Related Futures	-
Related Options	-

5y












Information about previous performance does not guarantee future performance.
Source: FactSet

Price data

Ø price 5 days Ø volume 5 days (pcs.)	52.7113 EUR (0)
Ø price 30 days Ø volume 30 days (pcs.)	52.6714 EUR (0)
Ø price 100 days Ø volume 100 days (pcs.)	50.7331 EUR (0)
Ø price 250 days Ø volume 250 days (pcs.)	49.5130 EUR (0)
YTD High date	53.5474 EUR (2024/05/06)
YTD Low date	47.7167 EUR (2024/01/19)
52 Weeks High date	53.7478 EUR (2023/07/18)
52 Weeks Low date	43.9290 EUR (2023/10/24)

Recent Research

on underlying	on sector	on market	
Date		Headline	Download
2023/10/27		Global Equity Ratings	
2023/10/27		Aktienempfehlungen Global	
2023/09/29		Global Equity Ratings	
2023/09/29		Aktienempfehlungen Global	
2023/09/08		Global Equity Ratings	