

## KONE CORP. [NEW] FUTURE (TKC4) - EUX/C9

2024/05/06 18:52:44

Price  
**53.5474** EURDifference  1.51% (0.79)

## General attributes

Symbol	TKC4C9
Exchange	Eurex
Currency	EUR
Security type	Future
Underlying	KONE OYJ
Maturity	12-2025
Contract size	100

## Market data

Bid (Bid size)	- EUR (-)
Ask (Ask size)	- EUR (-)
Open	53.5474 EUR
High	53.5474 EUR
Low	53.5474 EUR
Close (prev. day)	52.7533 EUR
Underlying	KONE OYJ
Underlying price (date)	47.24 (24/06/14)
Settlement price (date)	53.26 (24/06/14)
Open Interest	0

## Performance and Risk

	6m	1y	3y
Perf (%)	+13.37%	-8.37%	-
Perf (abs.)	+6.32	-4.89	-
Beta	-	-	-
Volatility	20.87	23.75	-

## Futures and Options

Related Futures	-
Related Options	-

5y












Information about previous performance does not guarantee future performance.  
Source: FactSet

## Price data

Ø price 5 days   Ø volume 5 days (pcs.)	52.4786 EUR (0)
Ø price 30 days   Ø volume 30 days (pcs.)	50.2809 EUR (0)
Ø price 100 days   Ø volume 100 days (pcs.)	50.0844 EUR (0)
Ø price 250 days   Ø volume 250 days (pcs.)	49.9938 EUR (0)
YTD High   date	53.5474 EUR (2024/05/06)
YTD Low   date	47.7167 EUR (2024/01/19)
52 Weeks High   date	58.5710 EUR (2023/05/11)
52 Weeks Low   date	43.9290 EUR (2023/10/24)

## Recent Research

on underlying	on sector	on market	
Date		Headline	Download
2023/10/27		Global Equity Ratings	
2023/10/27		Aktienempfehlungen Global	
2023/09/29		Global Equity Ratings	
2023/09/29		Aktienempfehlungen Global	
2023/09/08		Global Equity Ratings	