

VOLKSWAGEN AG FUTURE (TVO3) - EUX/C3

2024/07/12 18:52:15

Price
148.0544 EURDifference  0.95% (1.39)

General attributes

Symbol	TVO3C3
Exchange	Eurex
Currency	EUR
Security type	Future
Underlying	VOLKSWAGEN AG VZ
Maturity	09-2024
Contract size	100

Market data

Bid (Bid size)	- EUR (-)
Ask (Ask size)	- EUR (-)
Open	148.0544 EUR
High	148.0544 EUR
Low	148.0544 EUR
Close (prev. day)	146.6622 EUR
Underlying	VOLKSWAGEN AG VZ
Underlying price (date)	108.55 (24/07/12)
Settlement price (date)	148.05 (24/07/12)
Open Interest	0

Performance and Risk

	6m	1y	3y
Perf (%)	+0.66%	-7.91%	-
Perf (abs.)	+0.98	-12.72	-
Beta	-	-	-
Volatility	20.78	17.30	-

Futures and Options

Related Futures	-
Related Options	-












Information about previous performance does not guarantee future performance.
Source: FactSet

Price data

Ø price 5 days Ø volume 5 days (pcs.)	146.6091 EUR (0)
Ø price 30 days Ø volume 30 days (pcs.)	145.8472 EUR (0)
Ø price 100 days Ø volume 100 days (pcs.)	152.3939 EUR (0)
Ø price 250 days Ø volume 250 days (pcs.)	148.9613 EUR (0)
YTD High date	161.4448 EUR (2024/04/04)
YTD Low date	141.8553 EUR (2024/01/22)
52 Weeks High date	162.6820 EUR (2023/07/24)
52 Weeks Low date	135.0847 EUR (2023/10/30)

Recent Research

on underlying	on sector	on market	
Date		Headline	Download
2024/07/12		Global Equity Ratings	
2024/07/12		Aktienempfehlungen Global	
2024/06/21		Global Equity Ratings	
2024/06/21		Aktienempfehlungen Global	
2024/06/14		Global Equity Ratings	