

VOLKSWAGEN AG FUTURE (TVO3) - EUX/C3

2024/05/06 18:52:50

Price
149.4661 EUR

Difference  0.94% (1.39)

General attributes

Symbol	TVO3C3
Exchange	Eurex
Currency	EUR
Security type	Future
Underlying	VOLKSWAGEN AG VZ
Maturity	09-2024
Contract size	100

Market data

Bid (Bid size)	- EUR (-)
Ask (Ask size)	- EUR (-)
Open	149.4661 EUR
High	149.4661 EUR
Low	149.4661 EUR
Close (prev. day)	148.0811 EUR
Underlying	VOLKSWAGEN AG VZ
Underlying price (date)	120.40 (24/05/17)
Settlement price (date)	152.75 (24/05/17)
Open Interest	0

Performance and Risk

	6m	1y	3y
Perf (%)	+6.05%	-5.18%	-
Perf (abs.)	+8.53	-8.16	-
Beta	-	-	-
Volatility	19.05	16.74	-

Futures and Options

Related Futures	-
Related Options	-












Information about previous performance does not guarantee future performance.
 Source: FactSet

Price data

Ø price 5 days Ø volume 5 days (pcs.)	148.0553 EUR (0)
Ø price 30 days Ø volume 30 days (pcs.)	154.2083 EUR (0)
Ø price 100 days Ø volume 100 days (pcs.)	151.8434 EUR (0)
Ø price 250 days Ø volume 250 days (pcs.)	151.3032 EUR (0)
YTD High date	161.4448 EUR (2024/04/04)
YTD Low date	141.8553 EUR (2024/01/22)
52 Weeks High date	169.2865 EUR (2023/06/14)
52 Weeks Low date	135.0847 EUR (2023/10/30)

Recent Research

on underlying	on sector	on market	
Date		Headline	Download
2024/04/26		Global Equity Ratings	
2024/04/26		Aktienempfehlungen Global	
2024/04/03		Global Equity Ratings	
2024/04/03		Aktienempfehlungen Global	
2024/03/13		Global Equity Ratings	