

## UNILEVER PLC FUTURE (UNIH) - EUX/C11

2024/07/15 18:41:58

Price  
**52.4844** EUR

Difference  -0.69% (-0.37)

## General attributes

Symbol	UNIH11
Exchange	Eurex
Currency	EUR
Security type	Future
Underlying	UNILEVER PLC
Maturity	05-2025
Contract size	100

## Market data

Bid (Bid size)	- EUR (-)
Ask (Ask size)	- EUR (-)
Open	52.4844 EUR
High	52.4844 EUR
Low	52.4844 EUR
Close (prev. day)	52.8514 EUR
Underlying	UNILEVER PLC
Underlying price (date)	4,412.00 (24/07/16)
Settlement price (date)	52.48 (24/07/15)
Open Interest	0

## Performance and Risk

	6m	1y	3y
Perf (%)	+18.75%	+12.82%	-
Perf (abs.)	+8.29	+5.96	-
Beta	-	-	-
Volatility	23.95	18.57	-

## Futures and Options

Related Futures	-
Related Options	-












Information about previous performance does not guarantee future performance.  
Source: FactSet

## Price data

Ø price 5 days   Ø volume 5 days (pcs.)	52.3587 EUR (0)
Ø price 30 days   Ø volume 30 days (pcs.)	52.4210 EUR (0)
Ø price 100 days   Ø volume 100 days (pcs.)	47.1618 EUR (0)
Ø price 250 days   Ø volume 250 days (pcs.)	46.1722 EUR (0)
YTD High   date	52.9875 EUR (2024/06/19)
YTD Low   date	42.9311 EUR (2024/01/19)
52 Weeks High   date	52.9875 EUR (2024/06/19)
52 Weeks Low   date	42.9311 EUR (2024/01/19)

## Recent Research

on underlying		on sector	
Date		Headline	Download
2024/07/15		Aktienempfehlungen Global	
2024/07/12		Global Equity Ratings	
2024/06/21		Global Equity Ratings	
2024/06/21		Aktienempfehlungen Global	
2024/06/14		Global Equity Ratings	