


UNILEVER PLC FUTURE (UNIH) - EUX/C1

2024/08/15 18:48:41

Price
55.846 EUR

Difference  1.00% (0.55)

General attributes

Symbol	UNIH1
Exchange	Eurex
Currency	EUR
Security type	Future
Underlying	UNILEVER PLC
Maturity	09-2024
Contract size	100

Market data

Bid (Bid size)	55.3779 EUR (10)
Ask (Ask size)	55.4821 EUR (10)
Open	55.846 EUR
High	55.846 EUR
Low	55.846 EUR
Close (prev. day)	55.2918 EUR
Underlying	UNILEVER PLC
Underlying price (date)	4,729.00 (24/08/16)
Settlement price (date)	56.05 (24/08/15)
Open Interest	0

Performance and Risk

	6m	1y	3y
Perf (%)	+19.97%	+18.33%	-
Perf (abs.)	+9.30	+8.65	-
Beta	-	-	-
Volatility	24.51	18.42	-

Futures and Options

Related Futures	-
Related Options	-








Information about previous performance does not guarantee future performance.
 Source: FactSet

Price data

Ø price 5 days Ø volume 5 days (pcs.)	55.384 EUR (0)
Ø price 30 days Ø volume 30 days (pcs.)	54.192 EUR (0)
Ø price 100 days Ø volume 100 days (pcs.)	50.380 EUR (0)
Ø price 250 days Ø volume 250 days (pcs.)	46.847 EUR (8)
YTD High date	56.502 EUR (2024/08/02)
YTD Low date	43.260 EUR (2024/01/19)
52 Weeks High date	56.502 EUR (2024/08/02)
52 Weeks Low date	43.257 EUR (2023/11/20)

Recent Research

on underlying	on sector		
Date		Headline	Download
2024/08/12		Global Equity Ratings	
2024/08/12		Aktienempfehlungen Global	
2024/07/24		Global Equity Ratings	
2024/07/24		Aktienempfehlungen Global	
2024/07/15		Aktienempfehlungen Global	