

UNILEVER PLC FUTURE (UNIH) - EUX/C1

2024/07/16 18:51:11

Price
52.5174 EUR

Difference  0.10% (0.05)

General attributes

Symbol	UNIH C1
Exchange	Eurex
Currency	EUR
Security type	Future
Underlying	UNILEVER PLC
Maturity	07-2024
Contract size	100

Market data

Bid (Bid size)	52.7629 EUR (10)
Ask (Ask size)	52.8622 EUR (10)
Open	52.5174 EUR
High	52.5174 EUR
Low	52.5174 EUR
Close (prev. day)	52.4632 EUR
Underlying	UNILEVER PLC
Underlying price (date)	4,421.00 (24/07/17)
Settlement price (date)	52.52 (24/07/16)
Open Interest	0

Performance and Risk

	6m	1y	3y
Perf (%)	+18.08%	+12.65%	-
Perf (abs.)	+8.04	+5.90	-
Beta	-	-	-
Volatility	22.83	17.89	-

Futures and Options

Related Futures	-
Related Options	-

5y












Information about previous performance does not guarantee future performance.
Source: FactSet

Price data

Ø price 5 days Ø volume 5 days (pcs.)	52.5040 EUR (0)
Ø price 30 days Ø volume 30 days (pcs.)	52.2598 EUR (0)
Ø price 100 days Ø volume 100 days (pcs.)	47.0745 EUR (20)
Ø price 250 days Ø volume 250 days (pcs.)	46.0942 EUR (8)
YTD High date	52.8209 EUR (2024/07/12)
YTD Low date	43.2600 EUR (2024/01/19)
52 Weeks High date	52.8209 EUR (2024/07/12)
52 Weeks Low date	43.2570 EUR (2023/11/20)

Recent Research

on underlying	on sector		
Date		Headline	Download
2024/07/15		Aktienempfehlungen Global	
2024/07/12		Global Equity Ratings	
2024/06/21		Global Equity Ratings	
2024/06/21		Aktienempfehlungen Global	
2024/06/14		Global Equity Ratings	