

TESLA INC. FUTURE (TSLF) - EUX/C5

2024/03/04 18:33:35

Price
197.7053 USD

Difference  **-5.02% (-10.44)**

General attributes

Symbol	TSLFC5
Exchange	Eurex
Currency	USD
Security type	Future
Underlying	TESLA INC.
Maturity	12-2024
Contract size	300

Market data

Bid (Bid size)	- USD (-)
Ask (Ask size)	- USD (-)
Open	197.7053 USD
High	197.7053 USD
Low	197.7053 USD
Close (prev. day)	208.1502 USD
Underlying	TESLA INC.
Underlying price (date)	220.70 (24/10/18)
Settlement price (date)	223.03 (24/10/18)
Open Interest	0

Performance and Risk

	6m	1y	3y
Perf (%)	-27.81%	-1.72%	-
Perf (abs.)	-76.18	-3.47	-
Beta	-	-	-
Volatility	75.58	57.62	-

Futures and Options

Related Futures	-
Related Options	-

5y












Information about previous performance does not guarantee future performance.
Source: FactSet

Price data

Ø price 5 days Ø volume 5 days (pcs.)	202.9278 USD (0)
Ø price 30 days Ø volume 30 days (pcs.)	199.9532 USD (0)
Ø price 100 days Ø volume 100 days (pcs.)	210.1176 USD (0)
Ø price 250 days Ø volume 250 days (pcs.)	200.7205 USD (1)
YTD High date	251.7176 USD (2024/01/03)
YTD Low date	186.2949 USD (2024/02/05)
52 Weeks High date	286.2585 USD (2023/06/21)
52 Weeks Low date	159.0201 USD (2023/04/26)

Recent Research

on underlying	on sector	on market	
Date		Headline	Download
2024/09/27		Global Equity Ratings	
2024/09/27		Aktienempfehlungen Global	
2024/09/11		Global Equity Ratings	
2024/09/11		Aktienempfehlungen Global	
2024/09/05		Global Equity Ratings	