

KONE CORP. [NEW] FUTURE (TKC4) - EUX/C1

2024/09/16 18:55:41

Price
55.4679 EURDifference  -0.90% (-0.51)

General attributes

Symbol	TKC4C1
Exchange	Eurex
Currency	EUR
Security type	Future
Underlying	KONE OYJ
Maturity	09-2024
Contract size	100

Market data

Bid (Bid size)	- EUR (-)
Ask (Ask size)	- EUR (-)
Open	55.4679 EUR
High	55.4679 EUR
Low	55.4679 EUR
Close (prev. day)	55.973 EUR
Underlying	KONE OYJ
Underlying price (date)	49.99 (24/09/17)
Settlement price (date)	55.47 (24/09/16)
Open Interest	0

Performance and Risk

	6m	1y	3y
Perf (%)	+12.04%	+18.42%	-
Perf (abs.)	+5.96	+8.63	-
Beta	-	-	-
Volatility	15.12	18.22	-

Futures and Options

Related Futures	-
Related Options	-












Information about previous performance does not guarantee future performance.
Source: FactSet

Price data

Ø price 5 days Ø volume 5 days (pcs.)	55.1282 EUR (0)
Ø price 30 days Ø volume 30 days (pcs.)	53.6117 EUR (0)
Ø price 100 days Ø volume 100 days (pcs.)	53.1618 EUR (0)
Ø price 250 days Ø volume 250 days (pcs.)	50.0357 EUR (0)
YTD High date	55.9730 EUR (2024/09/13)
YTD Low date	48.1753 EUR (2024/01/19)
52 Weeks High date	55.9730 EUR (2024/09/13)
52 Weeks Low date	44.2542 EUR (2023/10/24)

Recent Research

on underlying	on sector	on market	
Date		Headline	Download
2023/10/27		Global Equity Ratings	
2023/10/27		Aktienempfehlungen Global	
2023/09/29		Global Equity Ratings	
2023/09/29		Aktienempfehlungen Global	
2023/09/08		Global Equity Ratings	