

# KONE CORP. [NEW] FUTURE (TKC4) - EUX/C1

2024/07/12 18:52:10

Price  
**53.6562** EUR

Difference  1.03% (0.55)

### General attributes

Symbol	TKC4C1
Exchange	Eurex
Currency	EUR
Security type	Future
Underlying	KONE OYJ
Maturity	07-2024
Contract size	100

### Market data

Bid (Bid size)	- EUR (-)
Ask (Ask size)	- EUR (-)
Open	53.6562 EUR
High	53.6562 EUR
Low	53.6562 EUR
Close (prev. day)	53.1112 EUR
Underlying	KONE OYJ
Underlying price (date)	47.70 (24/07/12)
Settlement price (date)	53.66 (24/07/12)
Open Interest	0

### Performance and Risk

	6m	1y	3y
Perf (%)	+6.31%	-3.55%	-
Perf (abs.)	+3.13	-1.94	-
Beta	-	-	-
Volatility	19.64	18.90	-

### Futures and Options

Related Futures	-
Related Options	-












Information about previous performance does not guarantee future performance.  
Source: FactSet

### Price data

Ø price 5 days   Ø volume 5 days (pcs.)	52.7202 EUR (0)
Ø price 30 days   Ø volume 30 days (pcs.)	- EUR (-)
Ø price 100 days   Ø volume 100 days (pcs.)	50.7792 EUR (0)
Ø price 250 days   Ø volume 250 days (pcs.)	49.4886 EUR (0)
YTD High   date	53.7569 EUR (2024/05/06)
YTD Low   date	48.1753 EUR (2024/01/19)
52 Weeks High   date	54.8623 EUR (2023/06/28)
52 Weeks Low   date	44.2542 EUR (2023/10/24)

### Recent Research

on underlying	on sector	on market	
Date		Headline	Download
2023/10/27		Global Equity Ratings	
2023/10/27		Aktienempfehlungen Global	
2023/09/29		Global Equity Ratings	
2023/09/29		Aktienempfehlungen Global	
2023/09/08		Global Equity Ratings	