

VOLKSWAGEN AG FUTURE (TVO3) - EUX/C4

2024/07/12 18:52:15

Price
148.1793 EURDifference  0.95% (1.40)

General attributes

Symbol	TVO3C4
Exchange	Eurex
Currency	EUR
Security type	Future
Underlying	VOLKSWAGEN AG VZ
Maturity	12-2024
Contract size	100

Market data

Bid (Bid size)	- EUR (-)
Ask (Ask size)	- EUR (-)
Open	148.1793 EUR
High	148.1793 EUR
Low	148.1793 EUR
Close (prev. day)	146.7841 EUR
Underlying	VOLKSWAGEN AG VZ
Underlying price (date)	108.55 (24/07/12)
Settlement price (date)	148.18 (24/07/12)
Open Interest	0

Performance and Risk

	6m	1y	3y
Perf (%)	+1.47%	-7.84%	-
Perf (abs.)	+2.15	-12.61	-
Beta	-	-	-
Volatility	21.42	17.59	-

Futures and Options

Related Futures	-
Related Options	-












Information about previous performance does not guarantee future performance.
Source: FactSet

Price data

Ø price 5 days Ø volume 5 days (pcs.)	- EUR (-)
Ø price 30 days Ø volume 30 days (pcs.)	145.5346 EUR (0)
Ø price 100 days Ø volume 100 days (pcs.)	152.5925 EUR (0)
Ø price 250 days Ø volume 250 days (pcs.)	148.7142 EUR (0)
YTD High date	161.4443 EUR (2024/04/04)
YTD Low date	140.8447 EUR (2024/01/19)
52 Weeks High date	162.7167 EUR (2023/07/24)
52 Weeks Low date	135.0996 EUR (2023/10/30)

Recent Research

on underlying	on sector	on market	
Date		Headline	Download
2024/07/12		Global Equity Ratings	
2024/07/12		Aktienempfehlungen Global	
2024/06/21		Global Equity Ratings	
2024/06/21		Aktienempfehlungen Global	
2024/06/14		Global Equity Ratings	