

## KONE CORP. [NEW] FUTURE (TKC4) - EUX/C2

2024/08/09 18:44:34

Price  
**52.7275** EURDifference  -0.10% (-0.05)

## General attributes

Symbol	TKC4C2
Exchange	Eurex
Currency	EUR
Security type	Future
Underlying	KONE OYJ
Maturity	09-2024
Contract size	100

## Market data

Bid (Bid size)	- EUR (-)
Ask (Ask size)	- EUR (-)
Open	52.7275 EUR
High	52.7275 EUR
Low	52.7275 EUR
Close (prev. day)	52.7822 EUR
Underlying	KONE OYJ
Underlying price (date)	46.90 (24/08/09)
Settlement price (date)	52.73 (24/08/09)
Open Interest	0

## Performance and Risk

	6m	1y	3y
Perf (%)	+2.41%	+3.14%	-
Perf (abs.)	+1.24	+1.61	-
Beta	-	-	-
Volatility	17.14	19.04	-

## Futures and Options

Related Futures	-
Related Options	-












5y

Information about previous performance does not guarantee future performance.  
Source: FactSet

## Price data

Ø price 5 days   Ø volume 5 days (pcs.)	52.5376 EUR (0)
Ø price 30 days   Ø volume 30 days (pcs.)	52.6432 EUR (0)
Ø price 100 days   Ø volume 100 days (pcs.)	51.3423 EUR (0)
Ø price 250 days   Ø volume 250 days (pcs.)	49.2097 EUR (0)
YTD High   date	53.6678 EUR (2024/07/12)
YTD Low   date	48.1860 EUR (2024/01/19)
52 Weeks High   date	53.6678 EUR (2024/07/12)
52 Weeks Low   date	44.2554 EUR (2023/10/24)

## Recent Research

on underlying   on sector   on market			
Date		Headline	Download
2023/10/27		Global Equity Ratings	
2023/10/27		Aktienempfehlungen Global	
2023/09/29		Global Equity Ratings	
2023/09/29		Aktienempfehlungen Global	
2023/09/08		Global Equity Ratings	