

AT & T INC. FUTURE (TFFF) - EUX/C10

2024/09/18 18:41:34

Price
21.7641 USD

Difference  **-0.13% (-0.03)**

General attributes

Symbol	TFFFC10
Exchange	Eurex
Currency	USD
Security type	Future
Underlying	AT&T INC.
Maturity	06-2025
Contract size	100

Market data

Bid (Bid size)	- USD (-)
Ask (Ask size)	- USD (-)
Open	21.7641 USD
High	21.7641 USD
Low	21.7641 USD
Close (prev. day)	21.7921 USD
Underlying	AT&T INC.
Underlying price (date)	21.795 (24/09/18)
Settlement price (date)	21.76 (24/09/18)
Open Interest	0

Performance and Risk

	6m	1y	3y
Perf (%)	+29.06%	+44.45%	-
Perf (abs.)	+4.91	+6.71	-
Beta	-	-	-
Volatility	21.54	23.25	-

Futures and Options

Related Futures	-
Related Options	-

5y












Information about previous performance does not guarantee future performance.
Source: FactSet

Price data

Ø price 5 days Ø volume 5 days (pcs.)	21.5828 USD (0)
Ø price 30 days Ø volume 30 days (pcs.)	20.0726 USD (0)
Ø price 100 days Ø volume 100 days (pcs.)	19.2939 USD (0)
Ø price 250 days Ø volume 250 days (pcs.)	17.0957 USD (0)
YTD High date	22.0404 USD (2024/09/16)
YTD Low date	15.8713 USD (2024/04/16)
52 Weeks High date	22.0404 USD (2024/09/16)
52 Weeks Low date	14.0348 USD (2023/10/04)

Recent Research

on underlying	on sector	on market	
Date		Headline	Download
2024/09/11		Global Equity Ratings	
2024/09/11		Aktienempfehlungen Global	
2024/09/05		Global Equity Ratings	
2024/09/05		Aktienempfehlungen Global	
2024/08/12		Global Equity Ratings	