

AT & T INC. FUTURE (TFFF) - EUX/C10

2024/08/15 18:48:39

Price
19.0433 USD

Difference  -2.23% (-0.43)

General attributes

Symbol	TFFFC10
Exchange	Eurex
Currency	USD
Security type	Future
Underlying	AT&T INC.
Maturity	06-2025
Contract size	100

Market data

Bid (Bid size)	- USD (-)
Ask (Ask size)	- USD (-)
Open	19.0433 USD
High	19.0433 USD
Low	19.0433 USD
Close (prev. day)	19.478 USD
Underlying	AT&T INC.
Underlying price (date)	19.235 (24/08/16)
Settlement price (date)	19.12 (24/08/15)
Open Interest	0

Performance and Risk

	6m	1y	3y
Perf (%)	+11.65%	+36.32%	-
Perf (abs.)	+1.99	+5.07	-
Beta	-	-	-
Volatility	21.21	23.29	-

Futures and Options

Related Futures	-
Related Options	-












5y

Information about previous performance does not guarantee future performance.
Source: FactSet

Price data

Ø price 5 days Ø volume 5 days (pcs.)	19.2980 USD (0)
Ø price 30 days Ø volume 30 days (pcs.)	19.0465 USD (0)
Ø price 100 days Ø volume 100 days (pcs.)	17.8109 USD (0)
Ø price 250 days Ø volume 250 days (pcs.)	16.4542 USD (0)
YTD High date	19.5206 USD (2024/07/25)
YTD Low date	15.8713 USD (2024/04/16)
52 Weeks High date	19.5206 USD (2024/07/25)
52 Weeks Low date	13.8514 USD (2023/08/17)

Recent Research

on underlying	on sector	on market	
Date		Headline	Download
2024/08/12		Global Equity Ratings	
2024/08/12		Aktienempfehlungen Global	
2024/07/24		Global Equity Ratings	
2024/07/24		Aktienempfehlungen Global	
2024/07/15		Aktienempfehlungen Global	