

KONE CORP. [NEW] FUTURE (TKC4) - EUX/C3

2024/04/30 19:06:44

Price
52.1397 EURDifference  -0.91% (-0.48)

General attributes

Symbol	TKC4C3
Exchange	Eurex
Currency	EUR
Security type	Future
Underlying	KONE OYJ
Maturity	08-2024
Contract size	100

Market data

Bid (Bid size)	- EUR (-)
Ask (Ask size)	- EUR (-)
Open	52.1397 EUR
High	52.1397 EUR
Low	52.1397 EUR
Close (prev. day)	52.6203 EUR
Underlying	KONE OYJ
Underlying price (date)	47.60 (24/06/05)
Settlement price (date)	53.74 (24/06/05)
Open Interest	0

Performance and Risk

	6m	1y	3y
Perf (%)	+13.16%	-10.97%	-
Perf (abs.)	+6.06	-6.42	-
Beta	-	-	-
Volatility	19.57	19.40	-

Futures and Options

Related Futures	-
Related Options	-












Information about previous performance does not guarantee future performance.
Source: FactSet

Price data

Ø price 5 days Ø volume 5 days (pcs.)	51.5690 EUR (0)
Ø price 30 days Ø volume 30 days (pcs.)	50.0838 EUR (0)
Ø price 100 days Ø volume 100 days (pcs.)	50.0219 EUR (0)
Ø price 250 days Ø volume 250 days (pcs.)	50.3066 EUR (0)
YTD High date	52.6203 EUR (2024/04/29)
YTD Low date	47.9080 EUR (2024/01/17)
52 Weeks High date	59.6821 EUR (2023/05/08)
52 Weeks Low date	44.0622 EUR (2023/10/23)

Recent Research

on underlying on sector on market			
Date		Headline	Download
2023/10/27		Global Equity Ratings	
2023/10/27		Aktienempfehlungen Global	
2023/09/29		Global Equity Ratings	
2023/09/29		Aktienempfehlungen Global	
2023/09/08		Global Equity Ratings	