

EQUINOR ASA FUTURE (STLF) - EUX/C13

2024/05/03 18:33:33

Price
25.0454 EURDifference  0.78% (0.19)

General attributes

Symbol	STLFC13
Exchange	Eurex
Currency	EUR
Security type	Future
Underlying	EQUINOR ASA
Maturity	05-2025
Contract size	100

Market data

Bid (Bid size)	- EUR (-)
Ask (Ask size)	- EUR (-)
Open	25.0454 EUR
High	25.0454 EUR
Low	25.0454 EUR
Close (prev. day)	24.8509 EUR
Underlying	EQUINOR ASA
Underlying price (date)	297.375 (24/05/03)
Settlement price (date)	25.05 (24/05/03)
Open Interest	0

Performance and Risk

	6m	1y	3y
Perf (%)	-18.79%	+1.70%	-
Perf (abs.)	-5.79	+0.42	-
Beta	-	-	-
Volatility	28.91	30.05	-

Futures and Options

Related Futures	-
Related Options	-

5y












Information about previous performance does not guarantee future performance.
Source: FactSet

Price data

Ø price 5 days Ø volume 5 days (pcs.)	25.0443 EUR (0)
Ø price 30 days Ø volume 30 days (pcs.)	25.2383 EUR (0)
Ø price 100 days Ø volume 100 days (pcs.)	25.5897 EUR (0)
Ø price 250 days Ø volume 250 days (pcs.)	27.4481 EUR (0)
YTD High date	29.7011 EUR (2024/01/04)
YTD Low date	22.5452 EUR (2024/02/29)
52 Weeks High date	33.0901 EUR (2023/10/18)
52 Weeks Low date	22.5452 EUR (2024/02/29)

Recent Research

on underlying		on sector	
Date		Headline	Download
2024/04/26		Global Equity Ratings	
2024/04/26		Aktienempfehlungen Global	
2024/04/03		Global Equity Ratings	
2024/04/03		Aktienempfehlungen Global	
2024/03/13		Global Equity Ratings	