

# KONE CORP. [NEW] FUTURE (TKC4) - EUX/C4

2024/09/16 18:55:41

Price  
**55.5037** EUR

Difference  -0.90% (-0.51)

### General attributes

Symbol	TKC4C4
Exchange	Eurex
Currency	EUR
Security type	Future
Underlying	KONE OYJ
Maturity	12-2024
Contract size	100

### Market data

Bid (Bid size)	- EUR (-)
Ask (Ask size)	- EUR (-)
Open	55.5037 EUR
High	55.5037 EUR
Low	55.5037 EUR
Close (prev. day)	56.0089 EUR
Underlying	KONE OYJ
Underlying price (date)	49.92 (24/09/17)
Settlement price (date)	55.50 (24/09/16)
Open Interest	0

### Performance and Risk

	6m	1y	3y
Perf (%)	+12.07%	+18.46%	-
Perf (abs.)	+5.98	+8.65	-
Beta	-	-	-
Volatility	15.27	18.30	-

### Futures and Options

Related Futures	-
Related Options	-

5y












Information about previous performance does not guarantee future performance.  
Source: FactSet

### Price data

Ø price 5 days   Ø volume 5 days (pcs.)	55.1635 EUR (0)
Ø price 30 days   Ø volume 30 days (pcs.)	53.6393 EUR (0)
Ø price 100 days   Ø volume 100 days (pcs.)	53.2134 EUR (0)
Ø price 250 days   Ø volume 250 days (pcs.)	49.8837 EUR (0)
YTD High   date	56.0089 EUR (2024/09/13)
YTD Low   date	47.9062 EUR (2024/01/19)
52 Weeks High   date	56.0089 EUR (2024/09/13)
52 Weeks Low   date	44.0480 EUR (2023/10/24)

### Recent Research

on underlying	on sector	on market	
Date		Headline	Download
2023/10/27		Global Equity Ratings	
2023/10/27		Aktienempfehlungen Global	
2023/09/29		Global Equity Ratings	
2023/09/29		Aktienempfehlungen Global	
2023/09/08		Global Equity Ratings	