

KONE CORP. [NEW] FUTURE (TKC4) - EUX/C4

2024/05/06 18:52:44

Price
53.761 EUR

Difference  1.50% (0.80)

General attributes

Symbol	TKC4C4
Exchange	Eurex
Currency	EUR
Security type	Future
Underlying	KONE OYJ
Maturity	09-2024
Contract size	100

Market data

Bid (Bid size)	- EUR (-)
Ask (Ask size)	- EUR (-)
Open	53.761 EUR
High	53.761 EUR
Low	53.761 EUR
Close (prev. day)	52.966 EUR
Underlying	KONE OYJ
Underlying price (date)	47.38 (24/06/04)
Settlement price (date)	53.49 (24/06/03)
Open Interest	0

Performance and Risk

	6m	1y	3y
Perf (%)	+13.67%	-10.96%	-
Perf (abs.)	+6.27	-6.42	-
Beta	-	-	-
Volatility	19.62	19.49	-

Futures and Options

Related Futures	-
Related Options	-

5y












Information about previous performance does not guarantee future performance.
Source: FactSet

Price data

Ø price 5 days Ø volume 5 days (pcs.)	51.571 EUR (0)
Ø price 30 days Ø volume 30 days (pcs.)	50.090 EUR (0)
Ø price 100 days Ø volume 100 days (pcs.)	50.008 EUR (0)
Ø price 250 days Ø volume 250 days (pcs.)	50.255 EUR (0)
YTD High date	52.622 EUR (2024/04/29)
YTD Low date	47.906 EUR (2024/01/19)
52 Weeks High date	59.678 EUR (2023/05/08)
52 Weeks Low date	44.048 EUR (2023/10/24)

Recent Research

on underlying	on sector	on market	
Date		Headline	Download
2023/10/27		Global Equity Ratings	
2023/10/27		Aktienempfehlungen Global	
2023/09/29		Global Equity Ratings	
2023/09/29		Aktienempfehlungen Global	
2023/09/08		Global Equity Ratings	