

SANOFI S.A. FUTURE (SNWG) - EUX/C12

2024/04/18 18:31:48

Price
84.7858 EUR

Difference  -1.15% (-0.99)

General attributes

Symbol	SNWGC12
Exchange	Eurex
Currency	EUR
Security type	Future
Underlying	SANOFI S.A.
Maturity	03-2025
Contract size	100

Market data

Bid (Bid size)	- EUR (-)
Ask (Ask size)	- EUR (-)
Open	84.7858 EUR
High	84.7858 EUR
Low	84.7858 EUR
Close (prev. day)	85.7716 EUR
Underlying	SANOFI S.A.
Underlying price (date)	85.23 (24/04/18)
Settlement price (date)	84.79 (24/04/18)
Open Interest	0

Performance and Risk

	6m	1y	3y
Perf (%)	-17.31%	-16.55%	-
Perf (abs.)	-17.95	-17.01	-
Beta	-	-	-
Volatility	35.65	28.66	-

Futures and Options

Related Futures	-
Related Options	-












5y

Information about previous performance does not guarantee future performance.
Source: FactSet

Price data

Ø price 5 days Ø volume 5 days (pcs.)	86.3415 EUR (0)
Ø price 30 days Ø volume 30 days (pcs.)	87.9284 EUR (0)
Ø price 100 days Ø volume 100 days (pcs.)	88.8797 EUR (0)
Ø price 250 days Ø volume 250 days (pcs.)	93.9421 EUR (0)
YTD High date	95.7191 EUR (2024/01/12)
YTD Low date	85.2903 EUR (2024/02/13)
52 Weeks High date	105.3470 EUR (2023/04/25)
52 Weeks Low date	81.5523 EUR (2023/10/27)

Recent Research

on underlying	on sector	on market	
Date		Headline	Download
2024/04/03		Global Equity Ratings	
2024/04/03		Aktienempfehlungen Global	
2024/03/13		Global Equity Ratings	
2024/03/13		Aktienempfehlungen Global	
2024/02/22		Aktienempfehlungen Global	