

# SSAB AB B AKTIE FUTURE (SSBF) - EUX/C11

2024/07/26 18:35:56

Price  
**4.373** EUR

Difference  -1.73% (-0.08)

### General attributes

Symbol	SSBFC11
Exchange	Eurex
Currency	EUR
Security type	Future
Underlying	SSAB AB SER. B
Maturity	06-2025
Contract size	100

### Market data

Bid (Bid size)	- EUR (-)
Ask (Ask size)	- EUR (-)
Open	4.373 EUR
High	4.373 EUR
Low	4.373 EUR
Close (prev. day)	4.4498 EUR
Underlying	SSAB AB SER. B
Underlying price (date)	54.12 (24/07/26)
Settlement price (date)	4.37 (24/07/26)
Open Interest	0

### Performance and Risk

	6m	1y	3y
Perf (%)	-29.47%	-14.85%	-
Perf (abs.)	-1.83	-0.76	-
Beta	-	-	-
Volatility	42.48	36.71	-

### Futures and Options

Related Futures	-
Related Options	-

5y











Information about previous performance does not guarantee future performance.  
Source: FactSet

### Price data

Ø price 5 days   Ø volume 5 days (pcs.)	4.529 EUR (0)
Ø price 30 days   Ø volume 30 days (pcs.)	4.763 EUR (0)
Ø price 100 days   Ø volume 100 days (pcs.)	5.664 EUR (0)
Ø price 250 days   Ø volume 250 days (pcs.)	5.711 EUR (0)
YTD High   date	7.316 EUR (2024/02/16)
YTD Low   date	4.373 EUR (2024/07/26)
52 Weeks High   date	7.316 EUR (2024/02/16)
52 Weeks Low   date	4.166 EUR (2023/10/23)

### Recent Research

on sector		
Date	Headline	Download
2024/07/26	 Equity Weekly	
2024/07/24	 Global Equity Ratings	
2024/07/24	 Aktienempfehlungen Global	
2024/07/15	 Aktienempfehlungen Global	
2024/07/12	 Global Equity Ratings	