

# SANOFI S.A. FUTURE (SNWG) - EUX/C13

2024/04/30 18:39:57

**Price**  
**93.2356** EUR  
 Difference  1.41% (1.29)

**General attributes**

Symbol	SNWGC13
Exchange	Eurex
Currency	EUR
Security type	Future
Underlying	SANOFI S.A.
Maturity	12-2025
Contract size	100

**Market data**

Bid (Bid size)	- EUR (-)
Ask (Ask size)	- EUR (-)
Open	93.2356 EUR
High	93.2356 EUR
Low	93.2356 EUR
Close (prev. day)	91.9426 EUR
Underlying	SANOFI S.A.
Underlying price (date)	89.17 (24/05/17)
Settlement price (date)	90.53 (24/05/17)
Open Interest	0

**Performance and Risk**

	6m	1y	3y
Perf (%)	+6.72%	-8.20%	-
Perf (abs.)	+5.73	-8.13	-
Beta	-	-	-
Volatility	19.04	28.80	-

**Futures and Options**

Related Futures	-
Related Options	-

5y












Information about previous performance does not guarantee future performance.  
 Source: FactSet

**Price data**

Ø price 5 days   Ø volume 5 days (pcs.)	91.8996 EUR (0)
Ø price 30 days   Ø volume 30 days (pcs.)	88.8642 EUR (0)
Ø price 100 days   Ø volume 100 days (pcs.)	89.4457 EUR (0)
Ø price 250 days   Ø volume 250 days (pcs.)	93.6221 EUR (0)
YTD High   date	95.8920 EUR (2024/01/12)
YTD Low   date	84.5460 EUR (2024/02/19)
52 Weeks High   date	105.2237 EUR (2023/09/20)
52 Weeks Low   date	81.7692 EUR (2023/10/27)

**Recent Research**

on underlying	on sector	on market	
Date		Headline	Download
2024/04/26		Global Equity Ratings	
2024/04/26		Aktienempfehlungen Global	
2024/04/03		Global Equity Ratings	
2024/04/03		Aktienempfehlungen Global	
2024/03/13		Global Equity Ratings	