

SSAB AB B AKTIE FUTURE (SSBF) - EUX/C12

2024/07/26 18:35:56

Price
4.3839 EUR

Difference  -1.73% (-0.08)

General attributes

Symbol	SSBFC12
Exchange	Eurex
Currency	EUR
Security type	Future
Underlying	SSAB AB SER. B
Maturity	07-2025
Contract size	100

Market data

Bid (Bid size)	- EUR (-)
Ask (Ask size)	- EUR (-)
Open	4.3839 EUR
High	4.3839 EUR
Low	4.3839 EUR
Close (prev. day)	4.4609 EUR
Underlying	SSAB AB SER. B
Underlying price (date)	54.12 (24/07/26)
Settlement price (date)	4.38 (24/07/26)
Open Interest	0

Performance and Risk

	6m	1y	3y
Perf (%)	-29.43%	-14.90%	-
Perf (abs.)	-1.83	-0.77	-
Beta	-	-	-
Volatility	39.21	35.37	-

Futures and Options

Related Futures	-
Related Options	-

5y











Information about previous performance does not guarantee future performance.
Source: FactSet

Price data

Ø price 5 days Ø volume 5 days (pcs.)	4.5399 EUR (0)
Ø price 30 days Ø volume 30 days (pcs.)	4.7906 EUR (0)
Ø price 100 days Ø volume 100 days (pcs.)	5.5600 EUR (0)
Ø price 250 days Ø volume 250 days (pcs.)	5.6916 EUR (0)
YTD High date	7.3326 EUR (2024/02/16)
YTD Low date	4.3839 EUR (2024/07/26)
52 Weeks High date	7.3326 EUR (2024/02/16)
52 Weeks Low date	4.1782 EUR (2023/10/23)

Recent Research

on sector		
Date	Headline	Download
2024/07/26	 Equity Weekly	
2024/07/24	 Global Equity Ratings	
2024/07/24	 Aktienempfehlungen Global	
2024/07/15	 Aktienempfehlungen Global	
2024/07/12	 Global Equity Ratings	