

SOUTHERN CO., THE FUTURE (SOFF) - EUX/C11

2024/07/16 18:51:06

Price
81.4437 USD
 Difference  1.47% (1.18)

General attributes

Symbol	SOFFC11
Exchange	Eurex
Currency	USD
Security type	Future
Underlying	SOUTHERN CO.
Maturity	05-2025
Contract size	100

Market data

Bid (Bid size)	- USD (-)
Ask (Ask size)	- USD (-)
Open	81.4437 USD
High	81.4437 USD
Low	81.4437 USD
Close (prev. day)	80.2622 USD
Underlying	SOUTHERN CO.
Underlying price (date)	82.68 (24/07/17)
Settlement price (date)	81.44 (24/07/16)
Open Interest	0

Performance and Risk

	6m	1y	3y
Perf (%)	+13.32%	+13.25%	-
Perf (abs.)	+9.58	+9.53	-
Beta	-	-	-
Volatility	17.47	19.08	-

Futures and Options

Related Futures	-
Related Options	-

5y












Information about previous performance does not guarantee future performance.
 Source: FactSet

Price data

Ø price 5 days Ø volume 5 days (pcs.)	80.7670 USD (0)
Ø price 30 days Ø volume 30 days (pcs.)	80.0089 USD (0)
Ø price 100 days Ø volume 100 days (pcs.)	72.1538 USD (0)
Ø price 250 days Ø volume 250 days (pcs.)	70.3095 USD (0)
YTD High date	81.4437 USD (2024/07/16)
YTD Low date	66.6316 USD (2024/02/28)
52 Weeks High date	81.4437 USD (2024/07/16)
52 Weeks Low date	62.3878 USD (2023/10/02)

Recent Research

on underlying	on sector	on market	
Date		Headline	Download
2024/07/15		Aktienempfehlungen Global	
2024/07/12		Global Equity Ratings	
2024/06/21		Global Equity Ratings	
2024/06/21		Aktienempfehlungen Global	
2024/06/14		Global Equity Ratings	