

SOUTHERN CO., THE FUTURE (SOFF) - EUX/C1

2024/08/16 18:52:06

Price
87.39 USDDifference  0.62% (0.54)

General attributes

Symbol	SOFFC1
Exchange	Eurex
Currency	USD
Security type	Future
Underlying	SOUTHERN CO.
Maturity	09-2024
Contract size	100

Market data

Bid (Bid size)	- USD (-)
Ask (Ask size)	- USD (-)
Open	87.39 USD
High	87.39 USD
Low	87.39 USD
Close (prev. day)	86.8509 USD
Underlying	SOUTHERN CO.
Underlying price (date)	87.64 (24/08/16)
Settlement price (date)	87.15 (24/08/16)
Open Interest	0

Performance and Risk

	6m	1y	3y
Perf (%)	+29.00%	+28.57%	-
Perf (abs.)	+19.53	+19.30	-
Beta	-	-	-
Volatility	16.62	18.08	-

Futures and Options

Related Futures	-
Related Options	-

5y












Information about previous performance does not guarantee future performance.
Source: FactSet

Price data

Ø price 5 days Ø volume 5 days (pcs.)	87.15 USD (0)
Ø price 30 days Ø volume 30 days (pcs.)	84.28 USD (0)
Ø price 100 days Ø volume 100 days (pcs.)	77.62 USD (0)
Ø price 250 days Ø volume 250 days (pcs.)	71.16 USD (0)
YTD High date	88.55 USD (2024/08/05)
YTD Low date	65.74 USD (2024/02/28)
52 Weeks High date	88.55 USD (2024/08/05)
52 Weeks Low date	62.27 USD (2023/10/02)

Recent Research

on underlying on sector on market			
Date		Headline	Download
2024/08/12		Global Equity Ratings	
2024/08/12		Aktienempfehlungen Global	
2024/07/24		Global Equity Ratings	
2024/07/24		Aktienempfehlungen Global	
2024/07/15		Aktienempfehlungen Global	