

SOUTHERN CO., THE FUTURE (SOFF) - EUX/C1

2024/09/13 18:35:47

Price
89.1224 USDDifference  0.62% (0.55)

General attributes

Symbol	SOFFC1
Exchange	Eurex
Currency	USD
Security type	Future
Underlying	SOUTHERN CO.
Maturity	09-2024
Contract size	100

Market data

Bid (Bid size)	- USD (-)
Ask (Ask size)	- USD (-)
Open	89.1224 USD
High	89.1224 USD
Low	89.1224 USD
Close (prev. day)	88.5692 USD
Underlying	SOUTHERN CO.
Underlying price (date)	89.44 (24/09/13)
Settlement price (date)	89.12 (24/09/13)
Open Interest	0

Performance and Risk

	6m	1y	3y
Perf (%)	+27.13%	+28.36%	-
Perf (abs.)	+19.02	+19.69	-
Beta	-	-	-
Volatility	16.00	17.73	-

Futures and Options

Related Futures	-
Related Options	-












Information about previous performance does not guarantee future performance.
Source: FactSet

Price data

Ø price 5 days Ø volume 5 days (pcs.)	89.1717 USD (0)
Ø price 30 days Ø volume 30 days (pcs.)	87.6722 USD (0)
Ø price 100 days Ø volume 100 days (pcs.)	83.9774 USD (0)
Ø price 250 days Ø volume 250 days (pcs.)	73.0869 USD (0)
YTD High date	89.8907 USD (2024/09/10)
YTD Low date	65.7358 USD (2024/02/28)
52 Weeks High date	89.8907 USD (2024/09/10)
52 Weeks Low date	62.2686 USD (2023/10/02)

Recent Research

on underlying	on sector	on market	
Date		Headline	Download
2024/09/11		Global Equity Ratings	
2024/09/11		Aktienempfehlungen Global	
2024/09/05		Global Equity Ratings	
2024/09/05		Aktienempfehlungen Global	
2024/08/12		Global Equity Ratings	