

SIKA AG FUTURE (SIKH) - EUX/C13

2024/10/18 19:07:33

Price
253.9631 CHFDifference  0.12% (0.30)

General attributes

Symbol	SIKHC13
Exchange	Eurex
Currency	CHF
Security type	Future
Underlying	SIKA AG
Maturity	12-2025
Contract size	100

Market data

Bid (Bid size)	- CHF (-)
Ask (Ask size)	- CHF (-)
Open	253.9631 CHF
High	253.9631 CHF
Low	253.9631 CHF
Close (prev. day)	253.6616 CHF
Underlying	SIKA AG
Underlying price (date)	255.00 (24/10/18)
Settlement price (date)	254.19 (24/10/18)
Open Interest	0

Performance and Risk

	6m	1y	3y
Perf (%)	-3.94%	+16.84%	-
Perf (abs.)	-10.43	+36.61	-
Beta	-	-	-
Volatility	25.93	24.37	-

Futures and Options

Related Futures	-
Related Options	-












Information about previous performance does not guarantee future performance.
Source: FactSet

Price data

Ø price 5 days Ø volume 5 days (pcs.)	254.7330 CHF (0)
Ø price 30 days Ø volume 30 days (pcs.)	265.6047 CHF (0)
Ø price 100 days Ø volume 100 days (pcs.)	261.9913 CHF (0)
Ø price 250 days Ø volume 250 days (pcs.)	255.3370 CHF (0)
YTD High date	280.6306 CHF (2024/09/27)
YTD Low date	231.8163 CHF (2024/01/22)
52 Weeks High date	280.6306 CHF (2024/09/27)
52 Weeks Low date	212.1701 CHF (2023/10/26)

Recent Research

on underlying	on sector	on market	
Date		Headline	Download
2022/12/19		Global Equity Ratings	
2022/12/19		Aktienempfehlungen Global	
2022/11/28		Global Equity Ratings	
2022/11/28		Aktienempfehlungen Global	
2022/11/18		Global Equity Ratings	