

STMICROELECTRONICS N.V. FUTURE (SGMF) - EUX/C11

2024/07/26 18:35:51

Price
31.593 EUR

Difference  -3.91% (-1.29)

General attributes

Symbol	SGMFC11
Exchange	Eurex
Currency	EUR
Security type	Future
Underlying	STMICROELECTRONICS N.V.
Maturity	06-2025
Contract size	100

Market data

Bid (Bid size)	- EUR (-)
Ask (Ask size)	- EUR (-)
Open	31.593 EUR
High	31.593 EUR
Low	31.593 EUR
Close (prev. day)	32.8788 EUR
Underlying	STMICROELECTRONICS N.V.
Underlying price (date)	30.705 (24/07/26)
Settlement price (date)	31.59 (24/07/26)
Open Interest	0

Performance and Risk

	6m	1y	3y
Perf (%)	-25.74%	-34.02%	-
Perf (abs.)	-10.95	-16.29	-
Beta	-	-	-
Volatility	42.77	35.16	-

Futures and Options

Related Futures	-
Related Options	-

5y












Information about previous performance does not guarantee future performance.
Source: FactSet

Price data

Ø price 5 days Ø volume 5 days (pcs.)	35.971 EUR (0)
Ø price 30 days Ø volume 30 days (pcs.)	38.493 EUR (0)
Ø price 100 days Ø volume 100 days (pcs.)	40.195 EUR (0)
Ø price 250 days Ø volume 250 days (pcs.)	42.270 EUR (0)
YTD High date	45.961 EUR (2024/01/02)
YTD Low date	31.593 EUR (2024/07/26)
52 Weeks High date	52.160 EUR (2023/07/27)
52 Weeks Low date	31.593 EUR (2024/07/26)

Recent Research

on sector		on market	
Date		Headline	Download
2024/07/26		Equity Weekly	
2024/07/24		Global Equity Ratings	
2024/07/24		Aktienempfehlungen Global	
2024/07/15		Aktienempfehlungen Global	
2024/07/12		Global Equity Ratings	