

STMICROELECTRONICS N.V. FUTURE (SGMF) - EUX/C1

2024/07/26 18:35:51

Price
30.7913 EUR

Difference  **-3.89% (-1.25)**

General attributes

| | |
|---------------|-------------------------|
| Symbol | SGMFC1 |
| Exchange | Eurex |
| Currency | EUR |
| Security type | Future |
| Underlying | STMICROELECTRONICS N.V. |
| Maturity | 08-2024 |
| Contract size | 100 |

Market data

| | |
|-------------------------|-------------------------|
| Bid (Bid size) | - EUR (-) |
| Ask (Ask size) | - EUR (-) |
| Open | 30.7913 EUR |
| High | 30.7913 EUR |
| Low | 30.7913 EUR |
| Close (prev. day) | 32.0377 EUR |
| Underlying | STMICROELECTRONICS N.V. |
| Underlying price (date) | 30.705 (24/07/26) |
| Settlement price (date) | 30.79 (24/07/26) |
| Open Interest | 0 |

Performance and Risk

| | 6m | 1y | 3y |
|-------------|---------|---------|----|
| Perf (%) | -25.61% | -33.69% | - |
| Perf (abs.) | -10.60 | -15.64 | - |
| Beta | - | - | - |
| Volatility | 42.51 | 34.98 | - |

Futures and Options

| | |
|-----------------|---|
| Related Futures | - |
| Related Options | - |

5y













Information about previous performance does not guarantee future performance.
Source: FactSet

Price data

| | |
|---|--------------------------|
| Ø price 5 days Ø volume 5 days (pcs.) | 35.0343 EUR (0) |
| Ø price 30 days Ø volume 30 days (pcs.) | 37.4968 EUR (83) |
| Ø price 100 days Ø volume 100 days (pcs.) | 39.1294 EUR (25) |
| Ø price 250 days Ø volume 250 days (pcs.) | 41.0600 EUR (10) |
| YTD High date | 44.6638 EUR (2024/01/02) |
| YTD Low date | 30.7913 EUR (2024/07/26) |
| 52 Weeks High date | 50.5689 EUR (2023/07/27) |
| 52 Weeks Low date | 30.7913 EUR (2024/07/26) |

Recent Research

| on sector | | on market | |
|------------|---|---------------------------|---|
| Date | | Headline | Download |
| 2024/07/26 |  | Equity Weekly |  |
| 2024/07/24 |  | Global Equity Ratings |  |
| 2024/07/24 |  | Aktienempfehlungen Global |  |
| 2024/07/15 |  | Aktienempfehlungen Global |  |
| 2024/07/12 |  | Global Equity Ratings |  |