

SOCIÉTÉ GÉNÉRALE S.A. FUTURE (SGEI) - EUX/C13

2024/07/26 18:35:51

Price
24.0943 EUR

Difference  0.12% (0.03)

General attributes

Symbol	SGEIC13
Exchange	Eurex
Currency	EUR
Security type	Future
Underlying	SOCIÉTÉ GÉNÉRALE S.A.
Maturity	08-2025
Contract size	100

Market data

Bid (Bid size)	- EUR (-)
Ask (Ask size)	- EUR (-)
Open	24.0943 EUR
High	24.0943 EUR
Low	24.0943 EUR
Close (prev. day)	24.0653 EUR
Underlying	SOCIÉTÉ GÉNÉRALE S.A.
Underlying price (date)	23.95 (24/07/26)
Settlement price (date)	24.09 (24/07/26)
Open Interest	0

Performance and Risk

	6m	1y	3y
Perf (%)	+1.37%	-0.36%	-
Perf (abs.)	+0.33	-0.09	-
Beta	-	-	-
Volatility	30.10	28.08	-

Futures and Options

Related Futures	-
Related Options	-

5y












Information about previous performance does not guarantee future performance.
Source: FactSet

Price data

Ø price 5 days Ø volume 5 days (pcs.)	24.1784 EUR (0)
Ø price 30 days Ø volume 30 days (pcs.)	23.4200 EUR (0)
Ø price 100 days Ø volume 100 days (pcs.)	24.2382 EUR (0)
Ø price 250 days Ø volume 250 days (pcs.)	23.5852 EUR (0)
YTD High date	25.9840 EUR (2024/05/02)
YTD Low date	21.5922 EUR (2024/02/19)
52 Weeks High date	26.3772 EUR (2023/09/14)
52 Weeks Low date	20.6898 EUR (2023/10/27)

Recent Research

on sector		on market	
Date		Headline	Download
2024/07/24		Global Equity Ratings	
2024/07/24		Aktienempfehlungen Global	
2024/07/19		Equity Weekly	
2024/07/15		Aktienempfehlungen Global	
2024/07/12		Global Equity Ratings	